ROHS

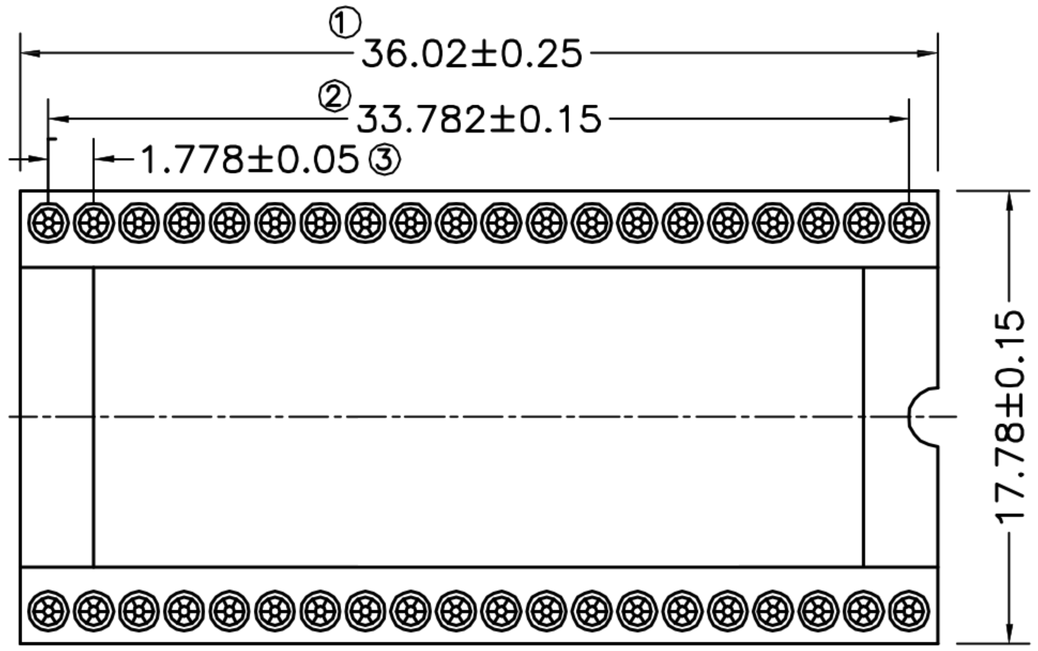

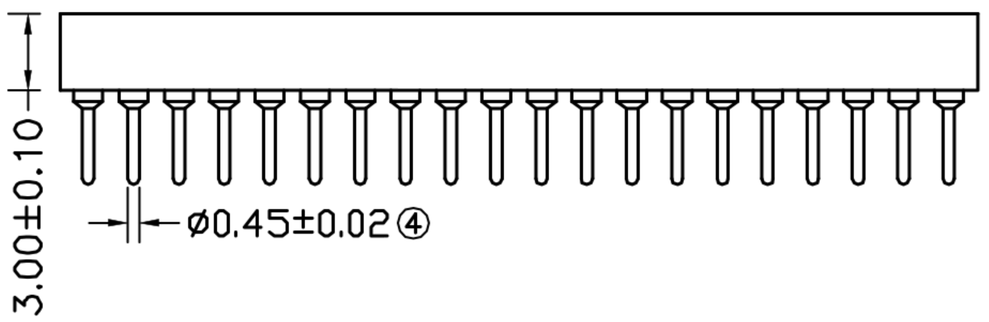

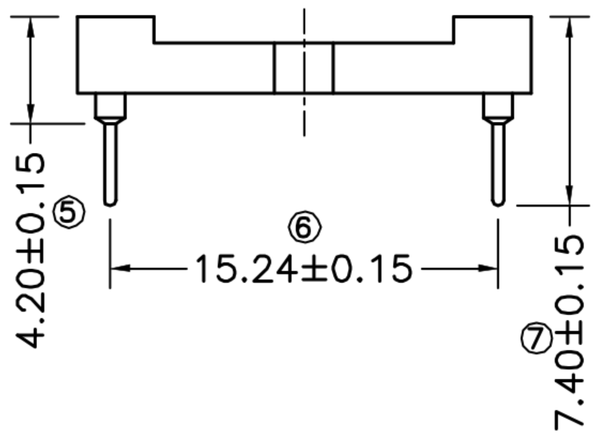

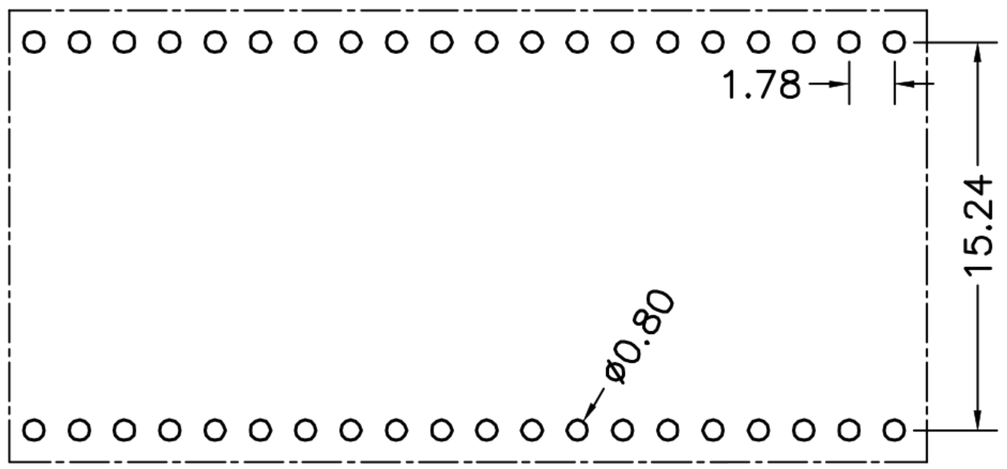

P.C.B LAYOUT

Technical Data
Materlal:
Pin(outer sleeve): Brass,machined CuZn38Pb2
Plating(outer sleeve):
Tin Plated: 2μm/80μm"NI,5μm/200 μ"Sn
Gold Plated: 2μm"/80 μm"Ni,0.8 μ" gold
Insulator: PPS UL94V-0
CIlp(Contact 6 FInger): Beryllium copper,heat teated

Electrical:
Current rating: 1Amps/contact max.
Contact resistance: ≤4mΩ/contact
Insuiation resistance: ≥1000MΩ at V=100V
Operaing voitage: 60VAC/DC

Mechanical:
Average Insertion force with steel pin ofø: 0.432: <90g
Average withdrawal force with steel pin ofø:0.432: >25g
Mechanical lige cycle: min 100
Operaling temperature: -40°C to+105°C
Soldering temperature: +255°C
Critical Dimensions: ⊛

———	A	———	NEW	———	———	———
ECN NO.	REV.	DATE.	DESCRIPTION.	CHANGE.	CHECK.	APPRO.

APPROVALS		DATE
DRAWN	ZHIWEI.CHEN	2015.07.07
CHECKED		
APPROVALS		

TOLERANCES ARE: 30~以上 ±0.30; 10~30 ±0.20; 5~10 ±0.15; ~ 5 ±0.10; ANGLE ±2°

深圳市联丰盈电子有限公司
SHENZHEN LINFENYING ELECTRONIC CO.,LTD

TITLE:	1.778MM IC圆孔插座
PART NO.	GP27-1778WV-2xNP-0740B
UNIT: mm	SCALE: 1:1
DRAWING NO.	———

PROJ: SHEET 1 OF 1